

Platform: PlateWriter 2000/2400

Issue: Improved text and line quality for the 3PWIV screening

Relevant from serial numbers below:

PlateWriter 2000: **94764-1004**

PlateWriter 2400: **95032-0106**

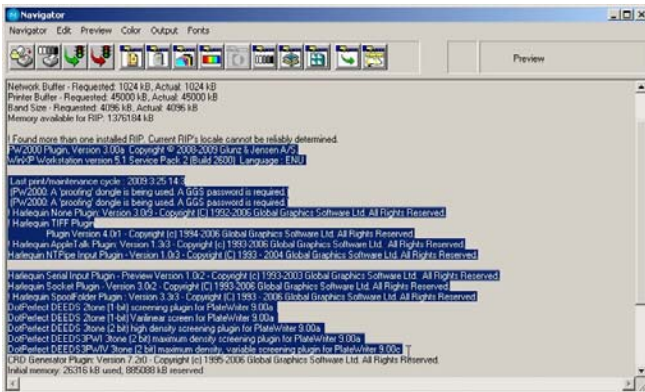
Background

The advantage of 3PWIV 9.00d is better defined edges and less bolder text compared to version 9.00c

Before installing the new version, please check:

- Current PlateWriter plug-in version is 3.00a
- Current screening version for the 3PWIV is 9.00c

This can be done by starting the RIP and looking in the log, please see the highlighted top- and bottom line below:



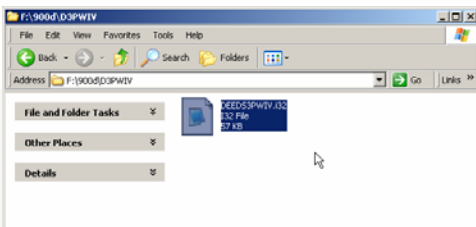
Please note that this instruction only applies to updating the 3PWIV screening from version 9.00c to 9.00d. Updating from older version plug-in then 3.00a or screening version 9.00c requires that you first do the updates recommended in Tech Note 009

Download content for the upgrade

Please use this link:

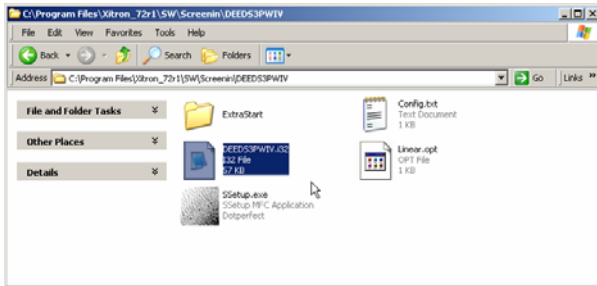
http://www.platewriter.com/sites/default/files/TechNotes/TN13_DEEDS3PWIV_version900d.zip to

download the required files for the TN013 update. The ZIP file (DEEDS3PWIV_version900d.zip) contains a new Deeds screening version file for the 3PWIV.

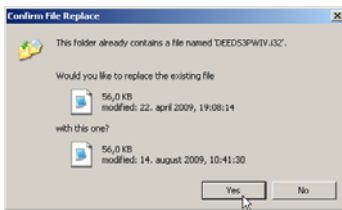


Install the new screening version

To install the screening version please browse to the folder C:\Program Files\Xitron_72r1\SW\Screenin\3PWIV or corresponding path if the RIP has another location.



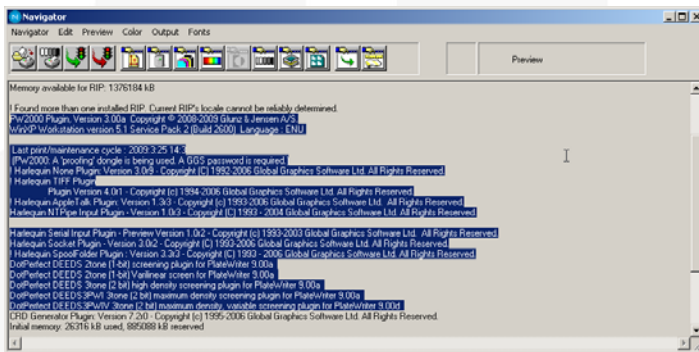
Overwrite the current version of the screening by choosing to Replace the file or move the old screening file to another location until the upgrade is finalized, e.g. the desktop and then copy the new screening file to the folder.



Check new version

Please start by checking that the new version of the screening is 9.00d.

This can be done by starting the RIP and looking in the log, please see the highlighted top- and bottom line below:



After the update is done please do a bi-directional adjustment of the printer.